

Date

.....

Customer name

.....

System number

.....

Brand trailer

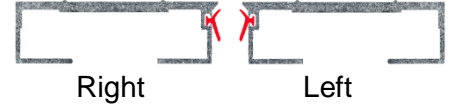
.....

▶ Profile length (excl. end block)

▶ Distance to first hole (excl. end block)

.....

Position Seal




Double seal profile




Yes    Left    Right    No




▶ What is the pattern of the screws in the floor profiles?




10/2005 – .  
Distance screws: 40 mm  
Distance large gap: 120 mm  
Screws: 4xM12




10/1993 – 02/2003  
Distance screws: 25 mm  
Distance large gap: 115 mm  
Screws: 6x1M10



10/2005 – .  
Distance screws: 40 mm  
Distance large gap: 6xM12



02/2003 – 10/2005  
Distance screws: 30 mm  
Distance large gap: 105 mm  
Screws: 4xM12



06/2018 – .  
Distance screws: 40 mm  
Distance large gap: 12xM12